




APC Smart-UPS RT 1000VA 230V
Part Number: SURT1000XLI



[Technical Specifications](#) [Product Overview](#) [Documentation](#) [Software & Firmware](#) [Options](#) [Ratings and Reviews](#)

Output

Output Power Capacity	700 Watts / 1000 VA
Max Configurable Power	700 Watts / 1000 VA
Nominal Output Voltage	230V
Output Voltage Note	Configurable for 220 : 230 or 240 nominal output voltage
Output Voltage Distortion	Less than 3%
Output Frequency (sync to mains)	50/60 Hz +/- 3 Hz user adjustable +/- 0.1
Other Output Voltages	220, 240
Crest Factor	3 : 1
Topology	Double Conversion Online
Waveform Type	Sine wave
Output Connections	(6) IEC 320 C13  (2) IEC Jumpers
Bypass	Built-in Bypass

Input

Nominal Input Voltage	230V
Input Frequency	50/60 Hz +/- 5 Hz (auto sensing)
Input Connections	IEC-320 C14
Input voltage range for main operations	160 - 280V

Input voltage adjustable range for mains operation 100 - 280V

Other Input Voltages 220, 240

Batteries & Runtime

Battery Type Maintenance-free sealed Lead-Acid battery with suspended electrolyte : leakproof

Included Battery Modules 1

Typical recharge time 3 hour(s)

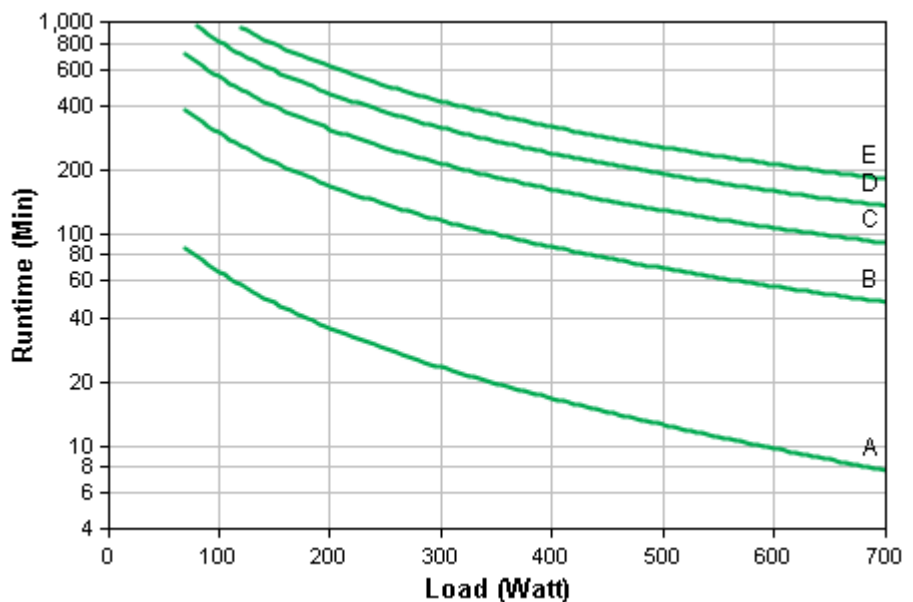
Replacement Battery [RBC31](#)

RBC™ Quantity 1

Extended Run Options [APC Smart-UPS RT 1000VA 230V](#)

Runtime Graph

Curve	Part Number(s)
A	SURT1000XLI
B	SURT1000XLI + (1)SURT48XLBP
C	SURT1000XLI + (2)SURT48XLBP
D	SURT1000XLI + (3)SURT48XLBP
E	SURT1000XLI + (4)SURT48XLBP



Hover over the line on the graph above to view the runtime at any desired load

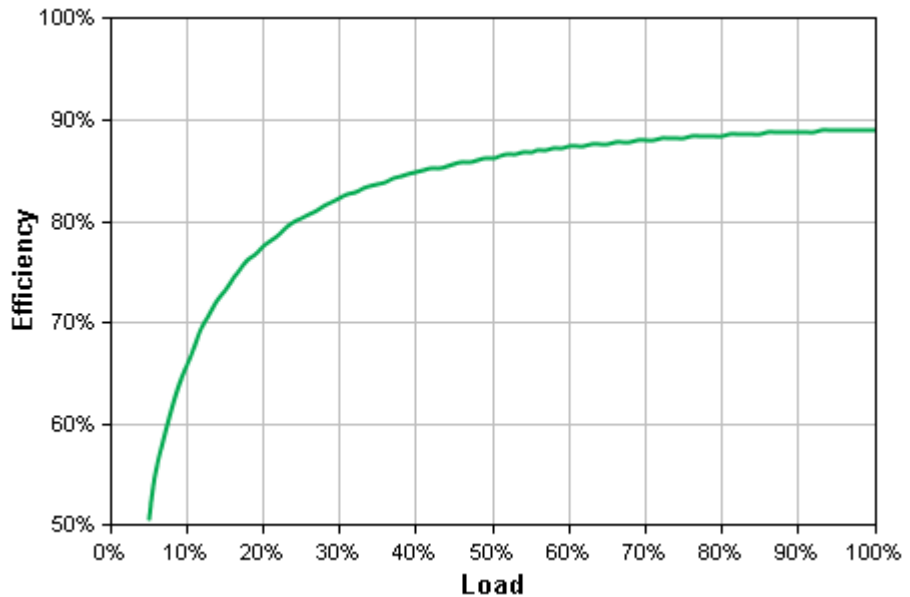
Curve fit to measured runtime data. All measurements taken with new, fully charged batteries, at typical environmental conditions, with no electrical input and balanced resistive load (PF = 1.0) output.

[View Enlarged Graph](#)

[View Runtime Chart](#)

Energy Use/Efficiency

Load	Efficiency
25%	80.4%
50%	86.4%
75%	88.3%
100%	89.1%



Hover over the line on the graph above to view the efficiency at any desired load

Curve fit to measured efficiency data. All measurements taken in normal operating mode, at typical environmental conditions, with nominal electrical input and balanced resistive load (PF = 1.0) output.

[View Enlarged Graph](#)

Communications & Management

Interface Port(s)	DB-9 RS-232, SmartSlot
Available SmartSlot™ Interface Quantity	1
Control panel	LED status display with load and battery bar-graphs and On Line : On Battery : Replace Battery : Overload and Bypass Indicators
Audible Alarm	Alarm when on battery : distinctive low battery alarm : overload continuous tone alarm
Emergency Power Off (EPO)	Optional

Surge Protection and Filtering

Surge energy rating	420 Joules
Filtering	Full time multi-pole noise filtering : 0.3% IEEE surge let-through : zero clamping response time : meets UL 1449

Physical

Maximum Height	432.00 mm
Maximum Width	85.00 mm
Maximum Depth	483.00 mm
Rack Height	2U

Net Weight	23.00 KG
Shipping Weight	27.80 KG
Shipping Height	286.00 mm
Shipping Width	630.00 mm
Shipping Depth	594.00 mm
Master Carton Units	1.00
Color	Black
Units per Pallet	6.00

Environmental

Operating Environment	0 - 40 °C
Operating Relative Humidity	0 - 95% no%
Operating Elevation	0-3000 meters
Storage Temperature	-20 - 50 °C
Storage Relative Humidity	0 - 95% no%
Storage Elevation	0-15000 meters

Audible noise at 1 meter from surface of unit 50.00 dBA

Online Thermal Dissipation	324.00 BTU/hr
Protection Class	IP 20

Conformance

Regulatory Approvals	C-tick, CE, EN 50091-1, EN 50091-2, EN 55022 Class A, EN 60950, EN 61000-3-2, GOST, VDE
Standard Warranty	2 years repair or replace, optional on-site warranties available, optional extended warranties available

Sustainable Offer Status

RoHS	Compliant
REACH	REACH: Contains No SVHCs

**The time to recharge to 90% of full battery capacity following a discharge to shutdown using a load rated for 1/2 the full load rating of the UPS.